

Scaled data based on original data using
LM-79-08 Approved Method: Electrical and Photometric Measurements of Solid-
State Lighting Products

Test Report Prepared for
Cooper Lighting Solutions
(formerly Eaton)

Brand: INVUE

Report Number: P401270

Luminaire Tested: **ENT-SA1C-730-U-SL2**

Issue Date: 5/20/2020

Test Information

Test Method: LM-79-08
Report Number: P401270
TEST IS SCALED FROM IESNA LM-79-08 TEST DATA (G1-2004-754-1)
Test Lab: INNOVATION CENTER
Issue Date: 5/20/2020
Manufacturer: COOPER LIGHTING SOLUTIONS (FORMERLY EATON)
Product Line: INVUE
Catalog Number: ENT-SA1C-730-U-SL2
Description: ENTRI LED LUMINAIRE
(1) 70 CRI, 3000K, 615mA LIGHTSQUARE WITH 16 LEDS AND TYPE II SPILL LIGHT ELIMINATOR OPTICS
Light Source: -
Ballast/Driver: ELECTRONIC DRIVER

Summary

Lumens per Lamp: N/A
Luminaire Lumens: 4058 lumens
Efficiency: N/A
Efficacy: 121.9 lumens/watt
Luminous Opening: Rectangular (W 0.5' x L: 0.5' x H: 0')
IES Classification: Type III - Medium - Non-Cutoff
BUG Rating: B1 - U0 - G1

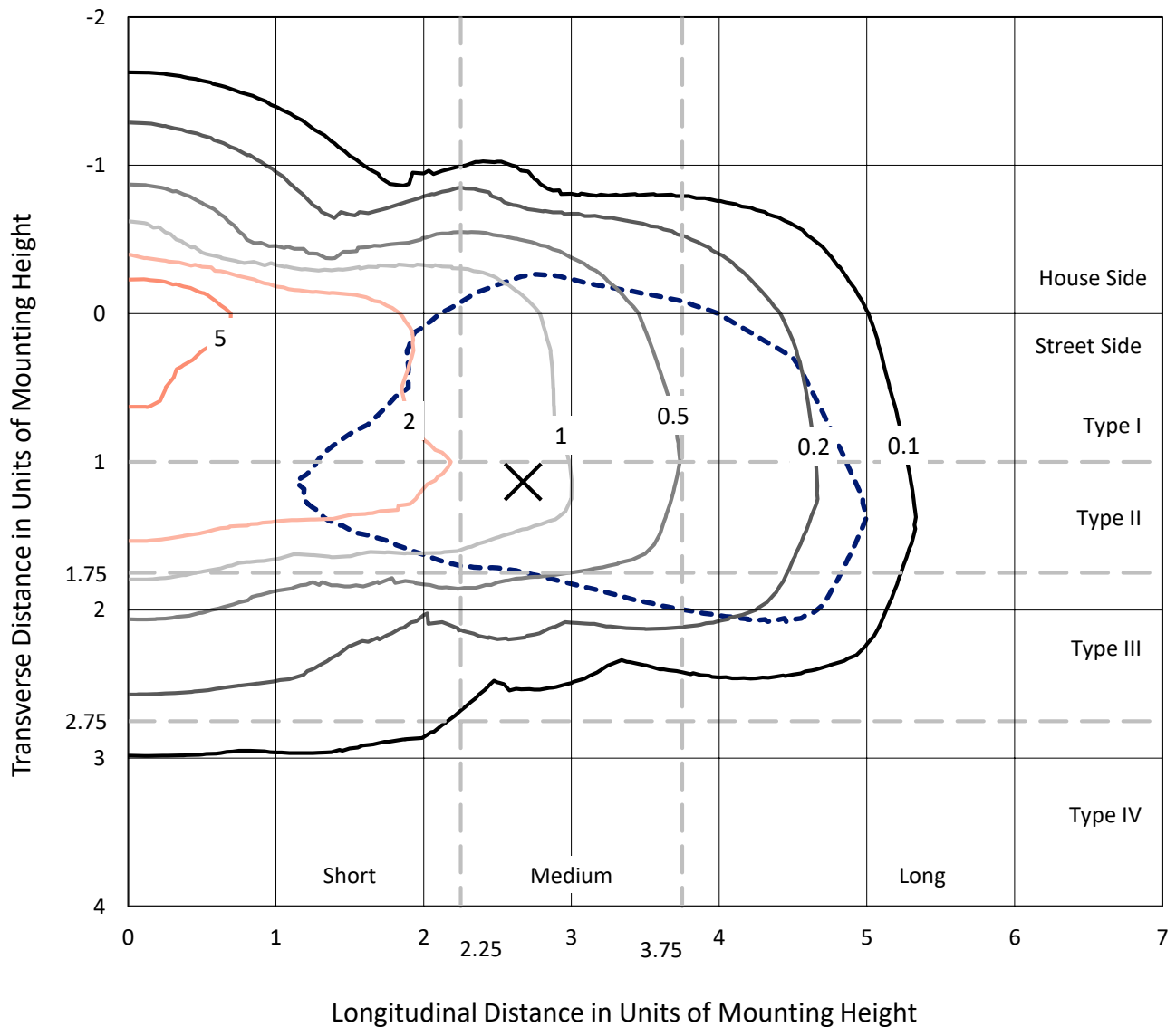
Input Watts (W): 33.3
Input Voltage (V): NR
Input Current (Ain): NR
Voltage Rise (V): NR
Power Factor: NR
Total Harmonic Distortion (THDi): NR
Frequency (hertz): 60
Stabilization Time: NR
Operation Time: NR
Ambient Temperature (°C): NR
Test Distance: 25 FT



REPORT NUMBER: P401270
 CATALOG NUMBER: ENT-SA1C-730-U-SL2

Iso-Footcandle Lines of Horizontal Illumination

× Max cd
 - - - 1/2 Max cd

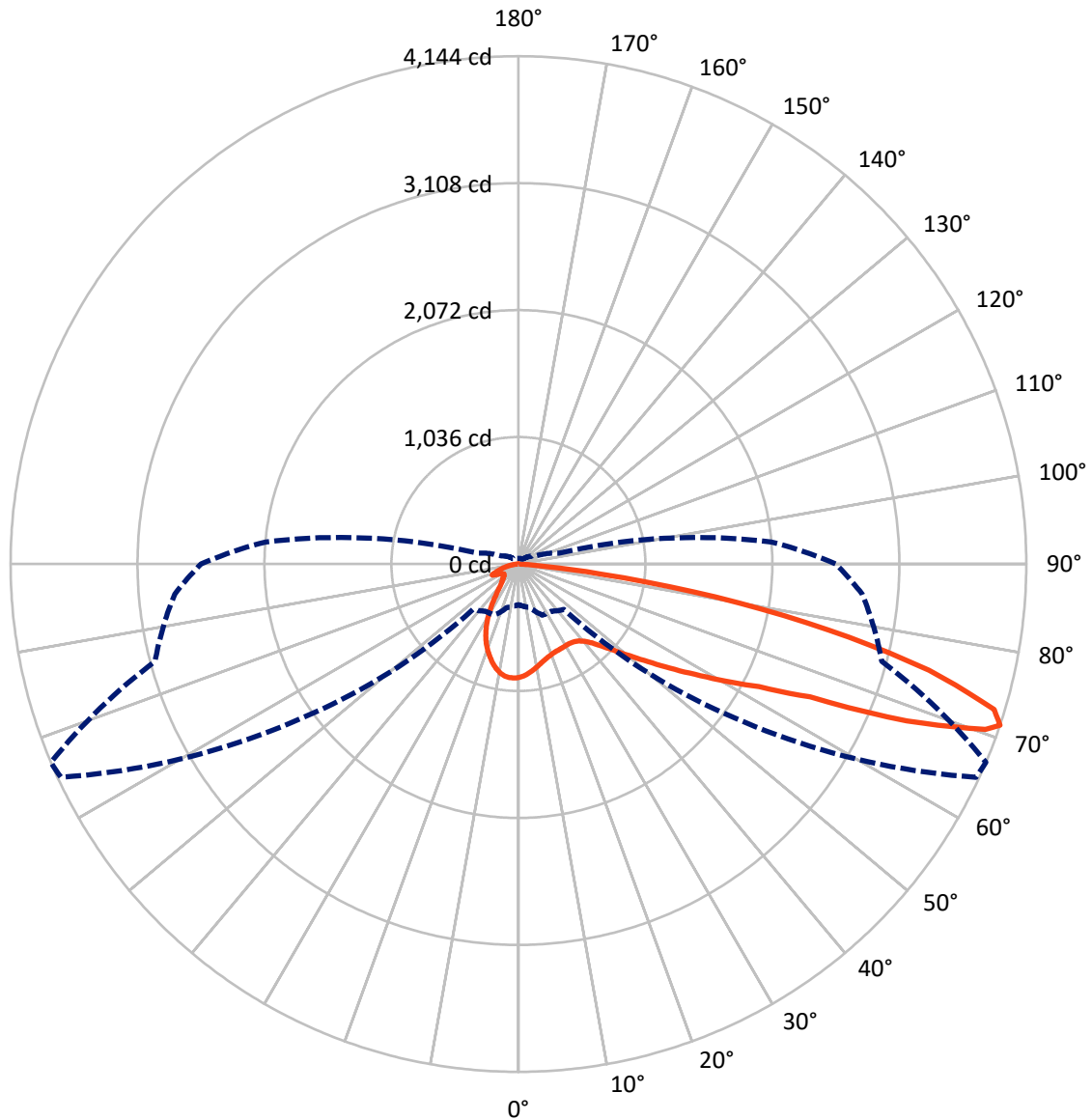


Based on 10 foot mounting height. Maximum calculated value = 9.3 fc
 Type III - Medium - Non-Cutoff

REPORT NUMBER: P401270

CATALOG NUMBER: ENT-SA1C-730-U-SL2

Luminous Intensity Polar Plot



— Vertical Plane Through 67-Deg Lateral - - - Horizontal Cone Through 71-Deg Vertical

REPORT NUMBER: P401270

CATALOG NUMBER: ENT-SA1C-730-U-SL2

FLUX DISTRIBUTION:

		Downward	Upward	Total
House Side	Lumens	831.4	0.0	831.4
	% Fixture	20.5	0.0	20.5
Street Side	Lumens	3226.6	0.0	3226.6
	% Fixture	79.5	0.0	79.5
Total	Lumens	4058.0	0.0	4058.0
	% Fixture	100.0	0.0	100.0

Coefficient of Utilization

ZONAL LUMENS:

Zone	Lumens	% Fixture
0°-10°	82.0	2.0
10°-20°	201.5	5.0
20°-30°	272.1	6.7
30°-40°	358.3	8.8
40°-50°	510.4	12.6
50°-60°	779.7	19.2
60°-70°	973.5	24.0
70°-80°	785.8	19.4
80°-90°	94.7	2.3
90°-100°	0.0	0.0
100°-110°	0.0	0.0
110°-120°	0.0	0.0
120°-130°	0.0	0.0
130°-140°	0.0	0.0
140°-150°	0.0	0.0
150°-160°	0.0	0.0
160°-170°	0.0	0.0
170°-180°	0.0	0.0
0°-90°	4058.0	100.0
0°-180°	4058.0	100.0



REPORT NUMBER: P401270

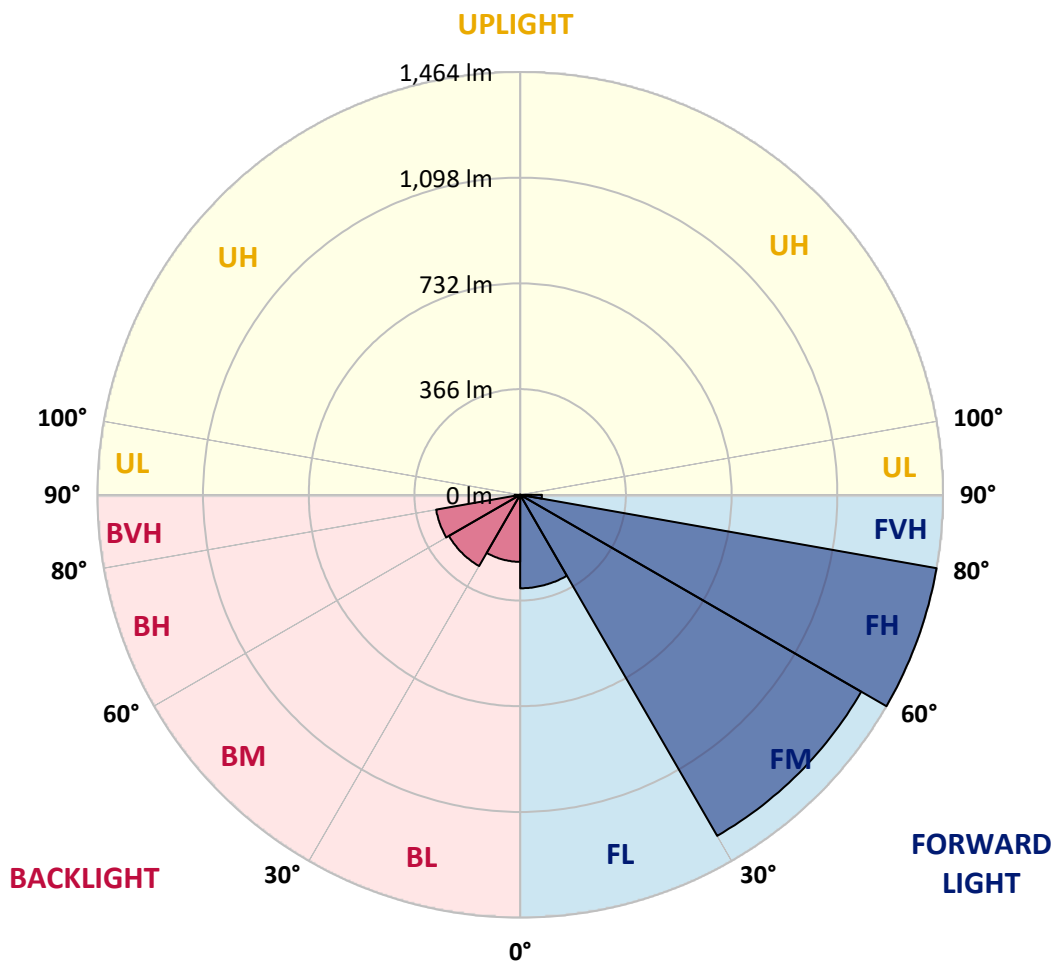
CATALOG NUMBER: ENT-SA1C-730-U-SL2

LUMINAIRE CLASSIFICATION SYSTEM LUMEN TABLE AND BUG RATING:

Zone		Lumens	% Fixture	Zone Rating/Lumen Limit		
				B	U	G
FL	(0°-30°)	323.6	8.0			
FM	(30°-60°)	1363.5	33.6			
FH	(60°-80°)	1463.9	36.1			G1/1800
FVH	(80°-90°)	75.5	1.9			G1/100
BL	(0°-30°)	232.0	5.7	B1/500		
BM	(30°-60°)	284.8	7.0	B1/1000		
BH	(60°-80°)	295.4	7.3	B1/500		G1/500
BVH	(80°-90°)	19.2	0.5			G1/100
UL	(90°-100°)	0.0	0.0		U0/0	
UH	(100°-180°)	0.0	0.0		U0/0	

BUG Rating: B1-U0-G1

Type III Medium





REPORT NUMBER: P401270

CATALOG NUMBER: ENT-SA1C-730-U-SL2

CANDELA DISTRIBUTION (FULL):

	0°	5°	15°	25°	35°	45°	55°	65°	67°	75°	85°
0°	925.3	925.3	925.3	925.3	925.3	925.3	925.3	925.3	925.3	925.3	925.3
2.5°	872.8	876.8	877.4	885.6	888.5	897.9	903.1	911.9	913.1	918.3	921.8
5°	816.1	816.7	820.2	827.2	838.3	855.2	868.1	889.7	893.8	909.0	922.4
7.5°	765.3	768.2	774.0	784.5	797.4	817.3	837.1	866.9	872.8	897.3	923.0
10°	730.8	733.7	738.4	750.1	762.9	785.1	809.1	843.5	850.0	883.9	921.2
12.5°	703.3	706.3	709.8	722.6	736.6	758.8	783.4	821.9	828.4	867.5	917.2
15°	685.2	685.8	690.5	701.0	716.8	738.4	762.9	802.7	810.2	854.6	916.0
17.5°	674.1	675.3	679.4	687.6	701.6	722.6	746.6	786.9	795.6	844.1	916.6
20°	674.7	675.9	678.2	681.1	691.1	709.2	734.3	775.2	784.0	837.7	920.7
22.5°	687.0	687.6	688.2	684.1	687.6	700.4	725.0	767.0	776.4	834.8	925.3
25°	710.4	710.4	709.2	699.8	692.2	697.5	719.7	764.1	773.4	832.4	930.0
27.5°	742.5	744.8	739.0	727.9	710.4	701.6	718.5	761.8	771.1	832.4	932.3
30°	786.3	787.5	785.1	770.5	741.9	717.9	722.0	760.0	769.4	831.3	932.9
32.5°	830.7	834.2	837.1	824.3	789.8	747.2	736.1	762.3	770.5	830.7	931.2
35°	875.7	878.0	892.0	889.7	852.3	791.0	758.8	771.7	778.7	833.6	932.3
37.5°	914.2	919.5	939.9	955.7	926.5	850.6	798.0	792.1	796.2	848.2	938.8
40°	955.7	963.3	993.7	1023.5	1010.6	925.3	853.5	828.9	827.8	875.1	954.5
42.5°	1002.4	1011.2	1050.3	1093.6	1097.7	1020.6	927.7	880.9	879.8	921.2	989.0
45°	1057.4	1065.5	1118.7	1170.1	1195.2	1126.9	1018.8	954.5	955.1	985.5	1043.9
47.5°	1125.1	1138.0	1189.4	1254.8	1299.8	1246.6	1129.2	1057.4	1052.7	1082.5	1133.9
50°	1220.3	1230.9	1273.5	1337.2	1416.0	1391.5	1268.2	1181.2	1177.7	1191.7	1254.2
52.5°	1320.2	1323.7	1344.2	1410.2	1542.8	1567.3	1439.4	1334.8	1321.4	1329.0	1403.8
55°	1326.1	1333.7	1347.1	1430.6	1656.7	1778.2	1628.1	1515.9	1498.4	1493.1	1573.8
57.5°	1204.6	1216.8	1234.4	1342.4	1661.4	2021.8	1896.2	1727.4	1695.9	1669.6	1755.4
60°	946.9	962.7	994.8	1127.5	1542.8	2160.9	2343.7	1964.6	1936.5	1847.2	1933.0
62.5°	684.7	691.1	722.0	781.6	1224.4	2169.0	2809.9	2274.2	2204.7	2020.1	2086.1
65°	551.5	562.0	571.3	570.7	725.0	1923.7	3119.5	2825.1	2615.3	2213.4	2254.3
67.5°	454.5	458.0	480.8	520.5	493.0	1188.2	3150.5	3630.1	3417.4	2474.0	2454.1
70°	379.7	380.9	403.7	474.9	472.0	613.4	2641.6	4093.3	4041.9	2901.6	2766.6
71°	332.4	342.3	367.4	459.7	469.7	524.0	2244.4	4117.8	4143.5	3069.3	2815.1
72.5°	261.7	261.7	297.3	421.8	473.8	483.7	1653.8	3984.1	4058.3	3259.7	2731.0
75°	153.6	152.5	171.7	293.8	484.3	481.9	903.1	3311.1	3461.2	3294.2	2527.7
77.5°	86.5	88.2	98.7	163.6	384.4	462.7	518.7	2410.9	2587.9	2755.5	2137.5
80°	39.7	42.1	49.7	79.4	226.7	399.6	370.4	1565.6	1632.8	1656.1	1010.0
82.5°	10.5	11.7	15.2	30.4	87.6	272.2	274.0	655.4	677.1	391.4	216.7
85°	0.0	0.0	0.0	0.0	1.2	33.3	77.7	118.0	98.1	52.0	44.4
87.5°	0.0	0.0	0.0	0.0	0.0	1.2	1.8	2.3	2.3	2.3	2.9
90°	0.0	0.0	0.0	0.0	0.0	0.0	0.0	0.0	0.0	0.0	0.0



REPORT NUMBER: P401270

CATALOG NUMBER: ENT-SA1C-730-U-SL2

CANDELA DISTRIBUTION (continued):

	90°	95°	105°	115°	125°	135°	145°	155°	165°	175°	180°
0°	925.3	925.3	925.3	925.3	925.3	925.3	925.3	925.3	925.3	925.3	925.3
2.5°	924.7	927.1	931.2	930.6	929.4	922.4	926.5	922.4	921.8	920.1	920.7
5°	927.1	930.6	932.9	927.7	918.9	903.7	898.5	885.0	876.3	871.6	869.3
7.5°	930.6	932.9	931.8	917.2	894.4	865.7	841.2	821.9	801.5	798.0	796.8
10°	930.6	932.9	923.6	895.5	856.4	811.4	774.0	742.5	710.9	699.3	701.0
12.5°	928.3	929.4	907.8	862.8	806.2	744.8	692.2	640.3	599.9	575.4	570.7
15°	926.5	924.7	886.8	821.9	746.6	670.6	591.2	521.1	473.2	441.1	437.0
17.5°	926.5	920.1	861.7	775.2	681.7	577.2	472.0	396.1	342.9	324.2	323.6
20°	927.7	913.6	834.8	726.7	601.1	466.2	352.3	287.4	267.6	264.6	265.2
22.5°	928.8	904.9	805.6	671.8	511.2	347.6	251.8	228.4	230.2	237.2	236.6
25°	927.7	893.2	771.1	610.5	413.0	250.6	203.3	197.5	208.0	216.1	218.5
27.5°	924.7	878.0	734.3	537.4	314.9	197.5	177.6	177.0	187.5	195.1	194.5
30°	916.0	859.9	691.7	460.3	227.2	168.2	160.1	161.8	168.8	175.8	175.8
32.5°	906.6	839.5	646.7	376.2	174.7	152.5	149.5	150.1	154.8	160.1	159.5
35°	896.7	819.6	600.5	288.6	153.1	143.1	142.0	141.4	143.1	144.3	144.3
37.5°	890.9	802.1	549.7	217.3	141.4	137.3	134.9	132.6	132.0	130.9	129.7
40°	893.2	790.4	500.6	168.2	134.4	130.9	127.3	123.8	121.5	120.3	119.8
42.5°	909.6	786.9	446.3	144.9	127.9	125.0	120.3	114.5	112.2	112.2	111.6
45°	947.5	797.4	395.5	133.2	122.1	118.6	111.0	106.9	105.2	105.7	105.7
47.5°	1007.1	827.2	349.9	127.3	118.0	112.7	104.0	99.9	98.7	99.3	99.3
50°	1096.5	883.3	303.2	122.1	113.3	106.3	98.7	94.1	92.3	92.3	92.3
52.5°	1227.3	975.6	269.3	118.6	109.2	101.1	93.5	88.2	85.9	85.9	85.3
55°	1386.8	1095.9	256.5	116.3	104.0	96.4	88.2	83.0	79.4	78.3	78.9
57.5°	1561.5	1251.9	275.1	115.7	98.1	91.1	83.0	76.5	73.0	72.4	71.9
60°	1741.4	1406.7	328.9	112.7	93.5	84.7	77.1	71.3	67.8	66.6	66.0
62.5°	1896.8	1560.9	417.7	110.4	90.0	78.9	70.7	65.4	62.5	60.8	60.8
65°	2084.3	1737.9	553.2	113.3	88.2	73.0	64.8	60.2	57.8	56.1	56.1
67.5°	2340.2	2000.2	656.0	127.3	92.3	68.3	58.4	54.9	53.2	52.0	52.0
70°	2592.0	2147.4	456.2	149.5	102.8	64.3	52.6	50.2	49.1	47.9	47.9
71°	2588.5	2068.6	342.9	154.8	106.3	63.1	50.2	48.5	47.3	46.7	46.1
72.5°	2458.8	1880.5	245.9	150.1	104.6	59.6	47.3	45.6	44.4	44.4	43.8
75°	2205.3	1657.3	192.2	125.6	87.6	53.2	42.1	40.9	39.7	39.1	39.7
77.5°	1806.9	1326.1	151.3	99.3	66.6	43.8	37.4	35.6	35.1	34.5	35.1
80°	830.1	577.7	110.4	77.1	49.7	35.1	31.5	31.0	30.4	29.8	29.8
82.5°	199.8	161.8	59.0	51.4	33.9	26.9	25.1	25.1	25.1	24.5	24.5
85°	43.8	43.8	24.0	24.0	20.4	18.7	19.9	19.9	19.9	18.7	18.7
87.5°	2.3	7.0	7.6	11.1	11.7	11.1	13.4	14.0	13.4	12.9	12.3
90°	0.0	0.0	0.0	0.0	0.0	0.0	0.0	0.0	0.0	0.0	0.0

(END OF REPORT)